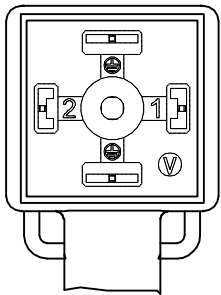
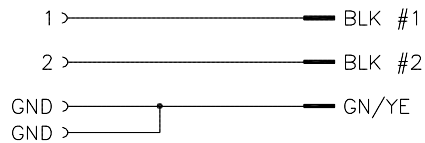


VALVE END VIEW

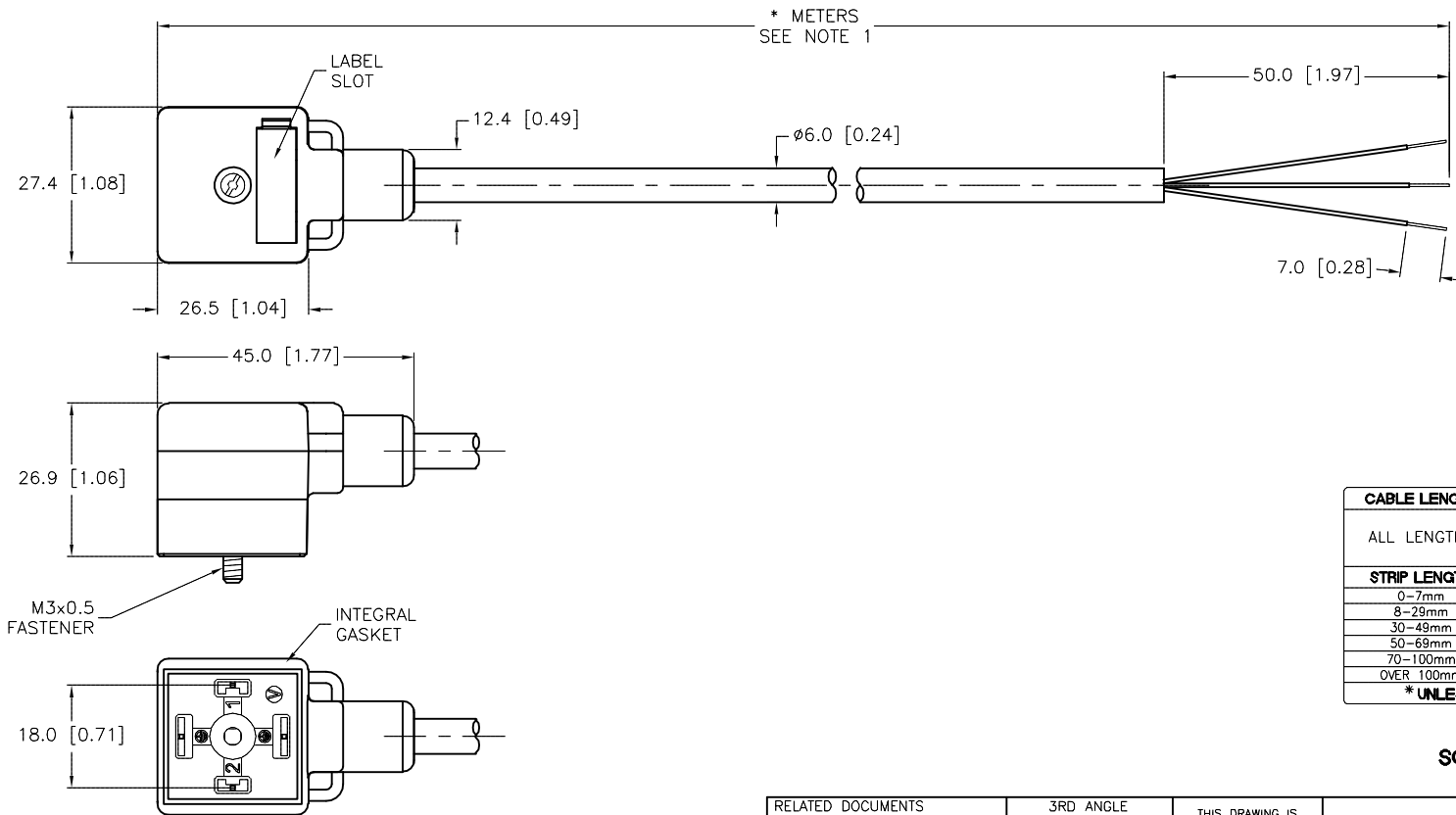


WIRING DIAGRAM



SPECIFICATIONS

CONTACT CARRIER MATERIAL	NYLON
CONTACT MATERIAL/PLATING	BRASS/SILVER
MOLDED HEAD MATERIAL/COLOR	TPU/TRANSLUCENT BLACK
RATED CURRENT	4.0 A
RATED VOLTAGE	0-220 VAC/DC
OUTER JACKET MATERIAL/COLOR	TPU/GRAY
CONDUCTOR INSULATION	PVC
NUMBER OF CONDUCTORS	3x18 AWG
TEMPERATURE RATING	-40°C to +90°C (-40°F to +194°F)
PROTECTION CLASS	MEETS NEMA 1,3,4,6P AND IEC IP67



CABLE LENGTH	TOLERANCE*
ALL LENGTHS	+ 4% (OR 50mm) OF LENGTH - 0% (OR 0mm) OF LENGTH WHICHEVER IS GREATER
STRIP LENGTH	TOLERANCE*
0-7mm	±0.5mm
8-29mm	±1.0mm
30-49mm	±2.0mm
50-69mm	±3.0mm
70-100mm	±4.0mm
OVER 100mm	±5.0mm

* UNLESS OTHERWISE SPECIFIED

SOURCE DRAWING - FOR REFERENCE ONLY

NOTES:

1. "*" DESIGNATES CABLE LENGTH IN METERS. CONTACT TURCK TO ORDER SPECIFIC LENGTHS.

RELATED DOCUMENTS 1. 2. 3. 4.	3RD ANGLE PROJECTION 	THIS DRAWING IS CONFIDENTIAL AND THE PROPERTY OF TURCK INC. USE OF THIS DOCUMENT WITHOUT WRITTEN PERMISSION IS PROHIBITED.		3000 CAMPUS DRIVE MINNEAPOLIS, MN 55441 1-800-544-7769 (763) 553-7300 (763) 553-0708 fax www.turck.us	
MATERIAL SEE SPECIFICATIONS	ALL DIMENSIONS DISPLAYED ON THIS DRAWING ARE FOR REFERENCE ONLY	DRFT	RWC	DATE	03/14/08
FINISH SEE SPECIFICATIONS		APVD		SCALE	1=1.3
		UNIT OF MEASUREMENT MILLIMETER [INCH]		DESCRIPTION VAS 22-A669-*M	
		CONTACT TURCK FOR MORE INFORMATION		IDENTIFICATION NO.	
		DO NOT SCALE THIS DRAWING		REV G	
G UPDATE CABLE DIAMETER AND CABLE SPECS		RDS 05/06/14 44985		FILE: 777015218	
REV DESCRIPTION		BY DATE ECO NO.		SHEET 1 OF 1	